

A young girl with dark hair, wearing a black and white striped dress with two bows, is holding a large, realistic globe of the Earth above her head with both arms. The background is a textured, brownish-green surface. A large, semi-transparent green rectangle is overlaid on the right side of the image, containing the title and logo.

Protecting Planet Earth

Lesson Plan





Hannah Moskowitz

Sustainability and Sales Operations Manager

The History of Earth Day

- Earth Day is said to have started the modern environmental movement that we know of now.
- The first Earth Day was celebrated on April 22, 1970.
- Earth Day helped to start the movement to raise awareness on ways to protect the environment and celebrate nature.
- We all can help protect the environment in different ways

SAVE THE PLANET





Helping the Environment

- Turn off the faucet when brushing your teeth to save water.
- Unplug electronics - like TV and phone chargers - when you're not using them to save electricity.
- When grocery shopping with your family, bring reusable grocery bags and look for products that have less packaging.
- One of the easiest ways to help the environment is to reduce the amount of waste you produce.

What is Waste?

- Waste is another name for trash.
- We make food waste, paper waste, and plastic waste to name a few.
- Every day we throw out lots of different types of waste and each type of waste should go into different places.
- These places are called waste streams.



How can you reduce waste?

Breaking Down Waste Streams: Composting, Recycling, and Garbage





What is Composting?

- Composting means turning organic material into soil to help plants grow.
- Large-scale composting is often referred to as commercial composting.
- Composting can also be done at home, using a special bin that sits outside or through a local composting service.
- Depending on where you live, you may have options with local composting organizations to drop off food scraps or sign up for a delivery service.

Uses for Compost

- The soil resulting from commercial or at-home composting are both beneficial and nutrient rich.
- There are several uses for compost, which may include soil for planting or gardening.
- Some forms of compost are turned into animal feed
- And, there are companies that are turning food waste material into [other products!](#)





What is Recycling?

- Recycling is the process of turning non-organic, used waste and materials into new products.
- This reduces the amount of trash we throw away and prevents materials from being wasted that can be used to make new products.
- Materials that can be recycled in your home recycling bin include:
 - Paper: All types of paper can be recycled, just make sure it is dry.
 - Plastics: Rigid plastics are typically accepted in recycling bins. Rigid plastic means that it doesn't squish easily when you squeeze it, like a plastic water bottle compared to a plastic sandwich bag.
 - Glass: Glass typically includes containers, such as jars or bottles.
 - Metal: Metal, such as aluminum soda cans, can be recycled indefinitely.

More on Plastic

- Plastic sandwich bags and other plastic bags and films can be recycled if collected separately.
- Most grocery stores have plastic bag collection bins where you can bring your plastic bags and films to be recycled.

Remember: Recycling these materials depends on where you live. It's always best to check with your local government to learn the specifics for your community.





What is Garbage?

- Garbage is anything that cannot be recycled or composted.
- When we talk about garbage, we are referring to waste that will end up in a landfill.
- A landfill is a place where garbage is buried in the ground.
- It is best to reduce the amount of waste put in landfills because landfills can harm the environment.

How can you help the environment?



Protecting our Earth

- Choose items that can be composted, recycled, or reused when you finish using them!
- This reduces the amount of waste sent to the landfill which is better for the health of the environment.
- Pay attention to what an item is packaged in.
- Try to pick items that have minimal packaging or that can be reused or recycled.

No matter how big or how small, we can all make a difference and help protect the environment!



Learning Activities



Trash, Recycle, or Compost?

Look at the items below. Think about which waste bin each item should go in. Cut out the pictures and put them into the correct bin.



Cut out items below and place them in the correct waste bin.



Trash, Recycle, or Compost?

Look at the items around. Think about which waste bin each item should go in. Drag the pictures and put them into the correct bin.



Paper Towels



Plastic Bottle



Banana Peel





Soda Can



Plastic Straw



Newspaper



Apple Core



Candy Wrappers



Styrofoam



Glass Jar



Plastic Bag



Chicken

Growing Celery and Romaine Lettuce

The easiest vegetables to grow are leafy vegetables that grow in heads, like celery and romaine lettuce.



STEP 1:

Cut off the base of the plant - the piece that you wouldn't normally eat - so that you have a piece that's about 1 inch tall.



STEP 2:

Place it cut side up in a shallow bowl and add ½ inch of water. Make sure you refresh the water every other day so that your plant doesn't get moldy.



STEP 3:

Place the shallow bowl on the windowsill and watch it grow!



STEP 4:

Once roots are showing and there is new green growth, you can transfer your plant into a pot with soil and harvest once your new plant is ready!



STEP 5:


Enjoy your new celery!

Grow Your Own Food from Scraps!

Did you know that some fruits and vegetables can be grown just from the scraps you may have otherwise thrown out or composted? Well, you can!

Follow the instructions and you'll have your own mini garden in no time.





Grand Slam Crossword Puzzle

Test your knowledge about recycling and complete the crossword below.

Across

- 3. Bin where plastic water bottles go.
- 5. Way to reduce plastic bags usage at the grocery store.
- 7. State where the first Earth Day demonstration was.
- 8. Bin where plastic straws go.
- 9. Where trash is buried in the ground.

Down

- 1. To save water, you can turn this off while brushing your teeth.
- 2. Month Earth Day is celebrated.
- 4. Turning organic material into soil.
- 6. Type of composting where only fruits and vegetables are allowed.
- 7. Another name for trash.



Questions about this presentation? [Let's talk.](#)

info@rts.com